



HIGH VOLTAGE DISCONNECTS SWITCHES




600 AMP 7.5 KV DOUBLE THROW OUTDOOR DISCONNECT SWITCH FOR A SPECIAL ASSEMBLY BY A MANUFACTURER NO LONGER IN BUSINESS



ONE OF HUNDREDS OF 15 KV SHORT TIME RATE (50,000 AMPS FOR 150 MILLI-SECONDS), COMPRESSED AIR OPERATED DISCONNECT SWITCHES TO CHANGE REACTOR TAPS AT A NEW UNIQUE HV TEST LABORATORY



600 AMP 1000VDC FUSED DISCONNECT AND CONTACTOR ASSEMBLY INTERCHANGEABLE WITH A SPECIAL CONFIGURATION BY A MANUFACTURER NO LONGER IN BUSINESS



600 AMP 34.5 KV 2 POLE ROTARY GROUNDING SWITCH UP-GRADE REPLACEMENT FOR A SPECIAL ASSEMBLY BY A MANUFACTURER NO LONGER IN BUSINESS

Shown here are some examples of special disconnect switches made for unique applications or to replace special assemblies no longer available from the original manufacturer. POWERSWITCH has modern production facilities and know-how to repair, duplicate, or make new replacement parts for most older style disconnect switches that are no longer commercially available. Providing fast response, economical solutions, and consistent high quality products is the only way we do business at NMC-POWERSWITCH.

POWERSWITCH, INC.

815 E. CHERRY ST.

TROY, MO 63379

PH 1-800-526-6740

FAX 636-528-8937

EMAIL: pssales@normandymachine.com